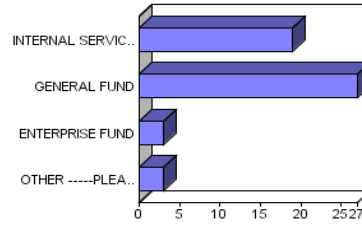


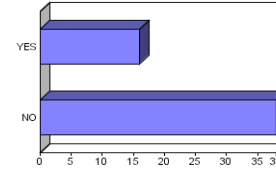
7. TYPE OF FUND:

Option	Count	Percent	Cum. count	Cum. perce	Cum. sum
1. INTERNAL SERVICE FUND	19	36.54%	19	36.54%	19
2. GENERAL FUND	27	51.92%	46	88.46%	73
3. ENTERPRISE FUND	3	5.77%	49	94.23%	82
4. OTHER -----PLEASE SPECIFY	3	5.77%	52	100.00%	94
Total	52	100%	52	100%	94
Total responses:	52				



14. WHEN DETERMINING LABOR RATES, DO YOU INCLUDE INDIRECT COSTS SUCH AS SERVICES PROVIDED BY HUMAN RESOURCES, FINANCE, ATTORNEY, FACILITIES MANAGEMENT?

Option	Count	Percent	Cum. count	Cum. perce	Cum. sum
1. YES	16	29.63%	16	29.63%	16
2. NO	38	70.37%	54	100.00%	92
Total	54	100%	54	100%	92
Total responses:	54				



15. TOTAL EMPLOYEES ON YOUR STAFF (INCLUDING THE FLEET DIRECTOR / MANAGER)

Minimum value:	0
Maximum value:	173
Average:	20.74
Total responses:	54

16. NUMBER OF AUTOMOTIVE TECHNICIANS: (NOT INCLUDING MAINTENANCE SUPERVISOR OR OTHER EXCLUSIVELY SUPERVISORY PERSONNEL)

Minimum value:	0
Maximum value:	45
Average:	12.91
Total responses:	54

17. NUMBER OF OTHER MECHANICS: (SMALL EQUIPMENT, DEDICATED WELDERS, ETC.)

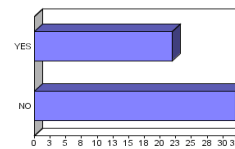
Minimum value:	0
Maximum value:	51
Average:	3.21
Total responses:	48

18. NUMBER OF PARTS PERSONNEL:

Minimum value:	0
Maximum value:	15
Average:	2.1
Total responses:	49

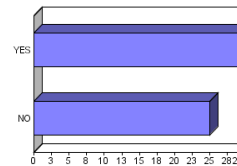
31. DO YOU HAVE A UNION SHOP:

Option	Count	Percent	Cum. count	Cum. perce	Cum. sum
1. YES	22	40.74%	22	40.74%	22
2. NO	32	59.26%	54	100.00%	86
Total	54	100%	54	100%	86
Total responses:	54				



32. DO YOUR AUTOMOTIVE TECHNICIANS RECEIVE A TOOL ALLOWANCE?

Option	Count	Percent	Cum. count	Cum. perce	Cum. sum
1. YES	29	53.70%	29	53.70%	29
2. NO	25	46.30%	54	100.00%	79
Total	54	100%	54	100%	79
Total responses:	54				

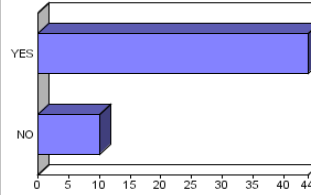


33. IF YES, HOW MUCH ANNUALLY?

Minimum value:	0.0
Maximum value:	1600.0
Average:	412.0
Total responses:	28

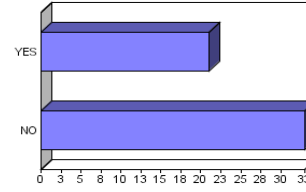
34. DOES YOUR ORGANIZATION PURCHASE OR PROVIDE AN ALLOWANCE FOR SAFETY SHOES / BOOTS FOR YOUR AUTOMOTIVE TECHNICIANS?

Option	Count	Percent	Cum. count	Cum. perce	Cum. sum
1. YES	44	81.48%	44	81.48%	44
2. NO	10	18.52%	54	100.00%	64
Total	54	100%	54	100%	64
Total responses:	54				



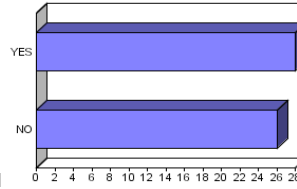
35. DOES YOUR ORGANIZATION PURCHASE OR PROVIDE AN ALLOWANCE FOR PRESCRIPTION SAFETY GLASSES FOR YOUR AUTOMOTIVE TECHNICIANS?

Option	Count	Percent	Cum. count	Cum. perce	Cum. sum
1. YES	21	38.89%	21	38.89%	21
2. NO	33	61.11%	54	100.00%	87
Total	54	100%	54	100%	87
Total responses:	54				



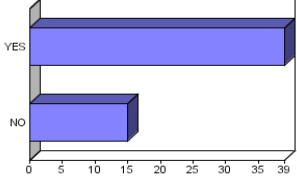
36. DO YOU REQUIRE YOUR AUTOMOTIVE TECHNICIANS TO BE ASE CERTIFIED?

Option	Count	Percent	Cum. count	Cum. perce	Cum. sum
1. YES	28	51.85%	28	51.85%	28
2. NO	26	48.15%	54	100.00%	80
Total	54	100%	54	100%	80
Total responses:	54				



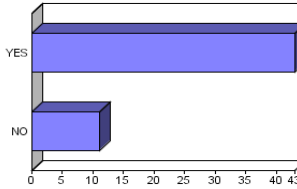
37. DO YOU HAVE AN ASE TESTING / CERTIFICATION PROGRAM FOR YOUR AUTOMOTIVE TECHNICIANS?

Option	Count	Percent	Cum. count	Cum. perce	Cum. sum
1. YES	39	72.22%	39	72.22%	39
2. NO	15	27.78%	54	100.00%	69
Total	54	100%	54	100%	69
Total responses:	54				



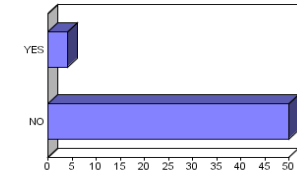
38. IF YES, DOES YOUR ORGANIZATION PAY THE TESTING COSTS?

Option	Count	Percent	Cum. count	Cum. perce	Cum. sum
1. YES	43	79.63%	43	79.63%	43
2. NO	11	20.37%	54	100.00%	65
Total	54	100%	54	100%	65
Total responses:	54				



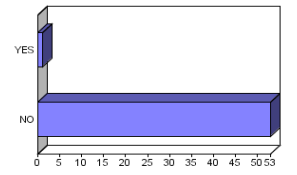
39. ONE-TIME PAY BONUSES FOR EACH CERTIFICATION?

Option	Count	Percent	Cum. count	Cum. perce	Cum. sum
1. YES	4	7.41%	4	7.41%	4
2. NO	50	92.59%	54	100.00%	104
Total	54	100%	54	100%	104
Total responses:	54				



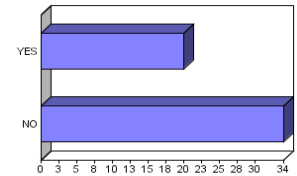
40. ONE-TIME PAY BONUSES FOR RECERTIFICATIONS?

Option	Count	Percent	Cum. count	Cum. perce	Cum. sum
1. YES	1	1.85%	1	1.85%	1
2. NO	53	98.15%	54	100.00%	107
Total	54	100%	54	100%	107
Total responses:	54				



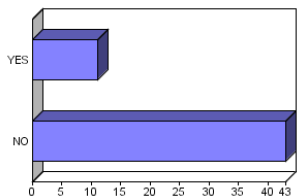
41. PERMANENT PAY RAISES FOR EACH CERTIFICATION?

Option	Count	Percent	Cum. count	Cum. perce	Cum. sum
1. YES	20	37.04%	20	37.04%	20
2. NO	34	62.96%	54	100.00%	88
Total	54	100%	54	100%	88
Total responses:	54				



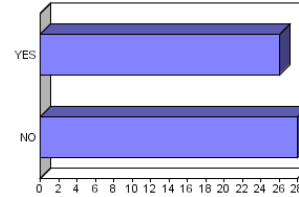
42. PERMANENT PAY RAISES FOR RECERTIFICATIONS?

Option	Count	Percent	Cum. count	Cum. perce	Cum. sum
1. YES	11	20.37%	11	20.37%	11
2. NO	43	79.63%	54	100.00%	97
Total	54	100%	54	100%	97
Total responses:	54				



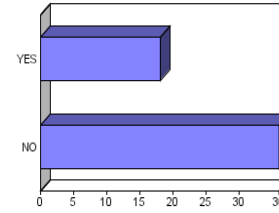
43. DO NEW HIRES RECEIVE ADDITIONAL PAY FOR ASE CERTIFICATIONS ALREADY HELD?

Option	Count	Percent	Cum. count	Cum. perce	Cum. sum
1. YES	26	48.15%	26	48.15%	26
2. NO	28	51.85%	54	100.00%	82
Total	54	100%	54	100%	82
Total responses:	54				



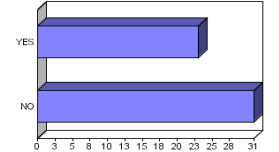
44. DO YOU HAVE OTHER CAREER OR PAY INCENTIVE PROGRAMS?

Option	Count	Percent	Cum. count	Cum. perce	Cum. sum
1. YES	18	33.33%	18	33.33%	18
2. NO	36	66.67%	54	100.00%	90
Total	54	100%	54	100%	90
Total responses:	54				



50. DO YOU USE ALTERNATIVE FUEL VEHICLES?

Option	Count	Percent	Cum. count	Cum. perce	Cum. sum
1. YES	23	42.59%	23	42.59%	23
2. NO	31	57.41%	54	100.00%	85
Total	54	100%	54	100%	85
Total responses:	54				



57. CLASS 1 (6,000 LBS. GVWR OR LESS)

Minimum value:	0
Maximum value:	2354
Average:	339.76
Total responses:	54

58. CLASS 2 (6,000 - 10,000 LBS. GVWR)

COUNT (Field 1)	
Minimum value:	0
Maximum value:	987
Average:	149.74
Total responses:	54

59. CLASS 3 (10,001 - 14,000 LBS. GVWR)

Minimum value:	0
Maximum value:	350
Average:	47.56
Total responses:	52

60. CLASS 4 (14,001 - 16,000 LBS. GVWR)

Minimum value:	0
Maximum value:	172
Average:	35.19
Total responses:	48

61. CLASS 5 (16,001 - 19,500 LBS. GVWR)

Minimum value:	0
Maximum value:	244
Average:	30.25
Total responses:	48

62. CLASS 6 (19,501 - 26,000 LBS. GVWR)

Minimum value:	0
Maximum value:	239
Average:	30.49
Total responses:	49

63. CLASS 7 (26,001 - 33,000 LBS. GVWR)

Minimum value:	0
Maximum value:	325
Average:	40.04
Total responses:	49

64. CLASS 8 (MORE THAN 33,000 LBS. GVWR)	
Minimum value:	0
Maximum value:	350
Average:	41.22
Total responses:	50

65. TRAILERS - - INCLUDE ALL TYPES.	
Minimum value:	0
Maximum value:	400
Average:	73.07
Total responses:	54

66. HEAVY CONSTRUCTION: (INCLUDE DOZERS, GRADERS, LOADERS WITH 1-YD. BUCKET OR GREATER, EXCAVATORS, ROAD PAVERS, DRAGLINE CRANES, LANDFILL COMPACTORS, HEAVY COMPACTOR ROLLERS, ETC.)	
Minimum value:	0
Maximum value:	335
Average:	33.23
Total responses:	52

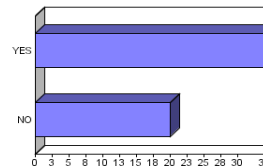
67. LIGHT CONSTRUCTION / AGRICULTURAL (INCLUDE BACKHOES / TRACKHOES, LOADERS WITH LESS THAN 1-YD BUCKET, SKID-STEER LOADERS, FORKLIFTS, AGRICULTURAL-TYPE TRACTORS)	
Minimum value:	0
Maximum value:	200
Average:	36.89
Total responses:	53

68. SMALL RIDING EQUIPMENT (INCLUDE RIDING LAWN MOWERS, ATV'S, GROUNDS VEHICLES, GOLF CARTS, BALLFIELD RAKES / SWEEPERS, BOATS, AIRCRAFT TUGS, ETC.)	
Minimum value:	0
Maximum value:	500
Average:	64.83
Total responses:	53

69. ALL OTHER EQUIPMENT NOT HAND-HELD (INCLUDE GENERATORS, PUMPS, TOWED MOWER DECKS, PUSH MOWERS & EDGERS, SIGN BOARDS, CONCRETE MIXERS, LIGHT TOWERS, AIR COMPRESSORS, ETC.)	
Minimum value:	0
Maximum value:	1000
Average:	107.94
Total responses:	51

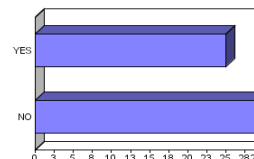
70. SMALL HAND - HELD EQUIPMENT (INLCUDE SMALL LANDSCAPE EQUIPMENT, CHAIN SAWS, TARGET SAWS, ETC.)	
Minimum value:	0
Maximum value:	1000
Average:	148.79
Total responses:	48

71. DO YOU MAINTAIN POLICE CARS?					
Option	Count	Percent	Cum. count	Cum. perce	Cum. sum
1. YES	34	62.96%	34	62.96%	34
2. NO	20	37.04%	54	100.00%	74
Total	54	100%	54	100%	74
Total responses:	54				



72. IF SO, HOW MANY?	
Minimum value:	0
Maximum value:	1600
Average:	308.31
Total responses:	36

73. DO YOU MAINTAIN FIRE TRUCKS / APPARATUS?					
Option	Count	Percent	Cum. count	Cum. perce	Cum. sum
1. YES	25	46.30%	25	46.30%	25
2. NO	29	53.70%	54	100.00%	83
Total	54	100%	54	100%	83
Total responses:	54				

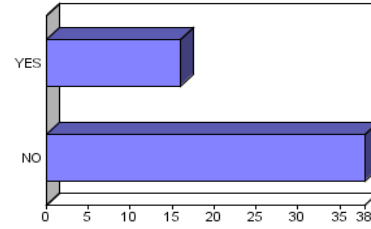


74. IF SO, HOW MANY?

Minimum value:	0
Maximum value:	138
Average:	24.0
Total responses:	27

75. DO YOU MAINTAIN AMBULANCES?

Option	Count	Percent	Cum. count	Cum. perce	Cum. sum
1. YES	16	29.63%	16	29.63%	16
2. NO	38	70.37%	54	100.00%	92
Total	54	100%	54	100%	92
Total responses:	54				

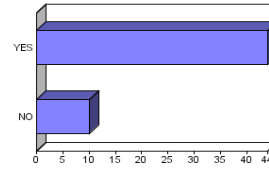


76. IF SO, HOW MANY?

Minimum value:	0
Maximum value:	50
Average:	17.73
Total responses:	22

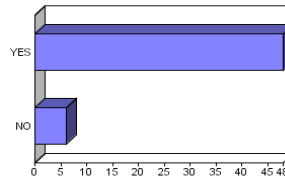
77. DO YOU MAINTAIN AN AUTOMATED FUEL SYSTEM?

Option	Count	Percent	Cum. count	Cum. perce	Cum. sum
1. YES	44	81.48%	44	81.48%	44
2. NO	10	18.52%	54	100.00%	64
Total	54	100%	54	100%	64
Total responses:	54				



79. DO YOU USE A FLEET MANAGEMENT DATA AUTOMATION SYSTEM?

Option	Count	Percent	Cum. count	Cum. perce	Cum. sum
1. YES	48	88.89%	48	88.89%	48
2. NO	6	11.11%	54	100.00%	60
Total	54	100%	54	100%	60
Total responses:	54				



81. DO YOU PROVIDE WORKSTATION COMPUTERS FOR YOUR TECHNICIANS / MECHANICS?

Option	Count	Percent	Cum. count	Cum. perce	Cum. sum
1. YES	40	74.07%	40	74.07%	40
2. NO	14	25.93%	54	100.00%	68
Total	54	100%	54	100%	68
Total responses:	54				

